* FOLLOWING ITEMS ARE IN CUSTOMER SCOPE:
- SHED (RECOMMENDED DESIGN, PLEASE CHECK WITH LOCAL ENGINEER
- FOUNDATION
- SAFETY GRILL (IF REQUIRED)
- CEMENT SILO (02. NOS.IF REQUIRED)
- FLY ASH CEMENT SCREW CONVEYOR (IF REQUIRED)

Sr. No.	Description	Qty.
8	CEMENT SILO	1
7	CEMENT SCREW CONVEYOR	1
6	M & B - INCLINED MUD BELT CONVEYOR 600mm WIDE	1
5	M & B - CEMENT WEIGH BATCHER	1
4	M & B - "750/1125 PAN MIXER	1
3	M & B - INCLINED AGGREGATE BELT CONVEYOR 750mm WIDE	1
2	M & B - 4-BIN BATCHING PLANT	1
1	MODEL "PPM-2" PIPE MACHINE	1

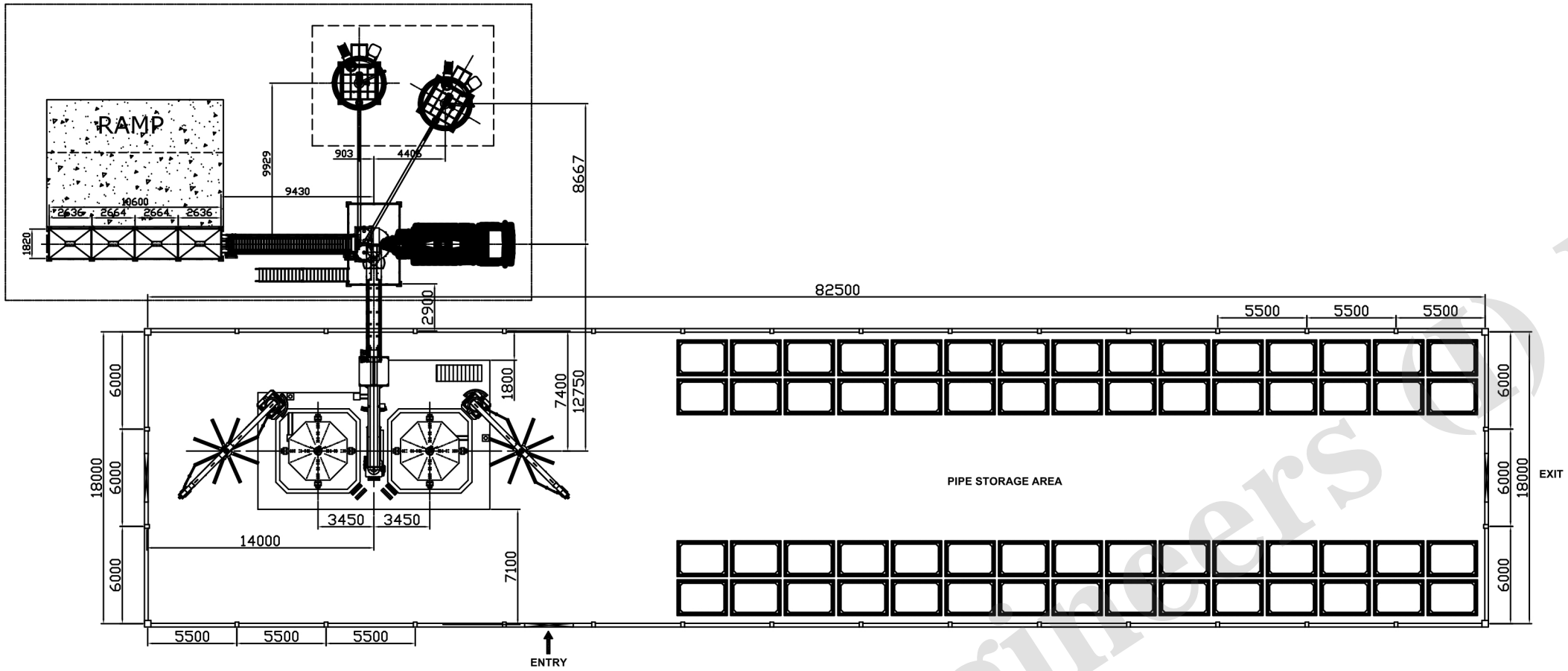

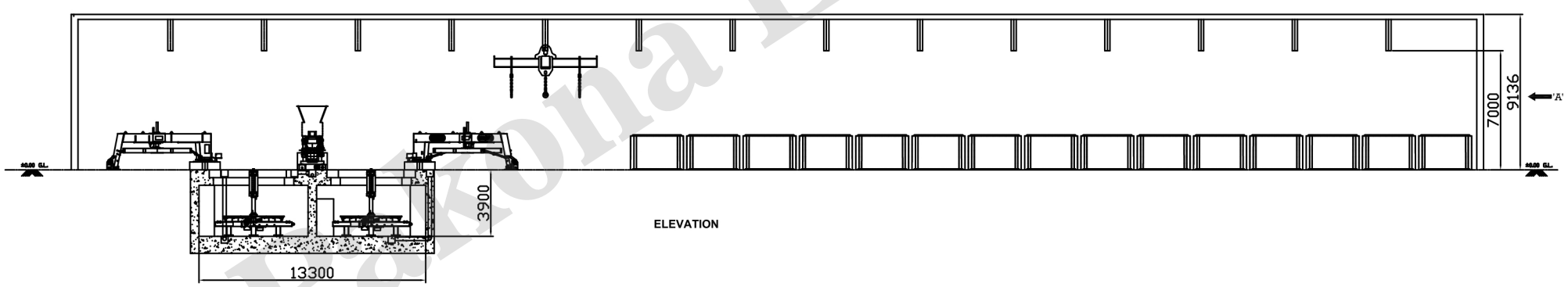

ELEVATION

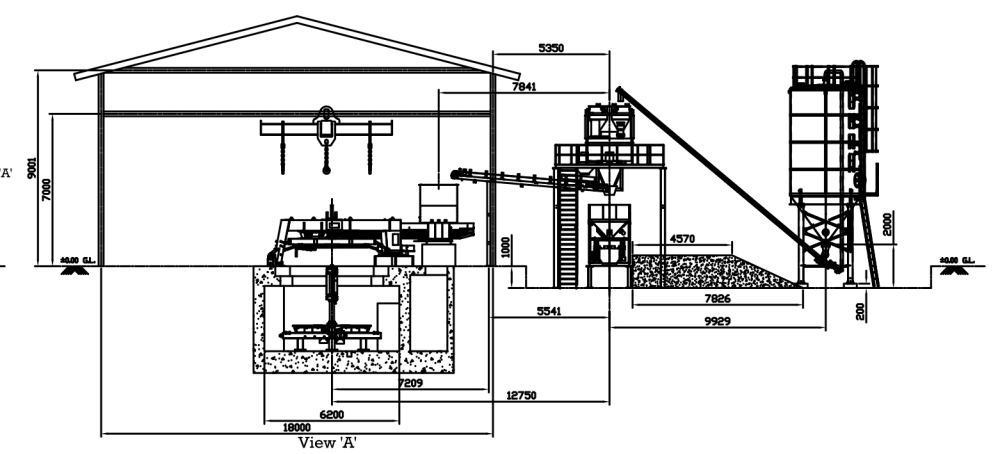

View 'A'

Note :-

Sr. No.	Description	
1	Plot Area 56.5mtr. X 18.05mtr	1019.825mtr²
2	shade Area 82.5 mtr. X 18 mtr.	613.8mtr²
3	Storage Capicity Box Culvert 2700 X 1800	60 Nos.

NOTE : ALL SHARP CORNERS ARE TO BE REMOVED.
ALL DIMENSIONS ARE IN mm.

MATERIAL TREATMENT. :

SURFACE AREA (sq. ft)

TOLERANCES UNLESS OTHERWISE MENTIONED, ARE TO BE CONSIDERED AS OPEN TOLERANCES AS PER IS STANDARD NO : 2102 - 1993

General Tolerance. : " ISO 2768-m."

		NAME.	SIGN.
MATERIAL.			
QUANTITY.			
WEIGHT (kg)			
DRAWN BY.	S B P		
CHECKED BY.	V M S		
APPROVED BY.	V M S		
DATE.	14/10/2016		

REV.	DESCRIPTION.	DATE	REVISED BY
1.			

SCALE : N T S

PART DESCRIPTION. :-
LAYOUT FOR MODEL "PPM-3500" M/C WITH TM-MIXER

PAKONA ENGINEERS (I) PVT. LTD.

DRAWING NO. :- PPMTMPL01-4
SHEET NO.:- 1 OF 1
REV : 03
REF. DRAWING NO.:-

Pakona Engineers (I) Pvt. Ltd.